

# Witness Talk

Name: \_\_\_\_\_  
Presentation Date: \_\_\_\_\_

\*You will create a 3-7 minute presentation to your class that uses real life experiences and popular culture to relate the Sunday gospel to your classmates' lives.

## Outline of Presentation:

1. Attention getter (song/clip/game). Start with something that relates to their life.
2. Walk Away (main point or message):
3. Real life Connection- Share a story from your life that relates to the Gospel.
4. Visual aid/video/song/game that emphasizes it your main point.
5. Wrap Up (memorable retelling of Walk Away)
6. Prayer (thank God for all that he has done or ask for help)



Scripture Passage: (What is it about?)

Walk Away- main point that relates to their life that you want to get across:

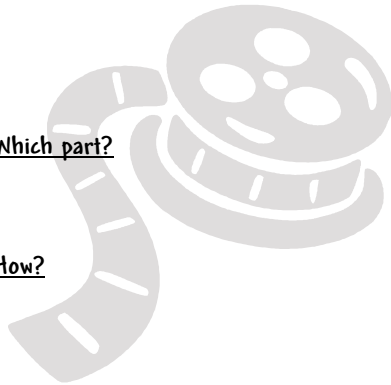


How will you start? What is your attention getter? How do you know it will work?:

Movie or DVD that relates/illustrates

Which part?


How?



Song that relates/illustrates

Which part?


How?



Game that relates/illustrates

Which part?

How?



Life Experience that relates to scripture passage:



Wrap Up (summary of main point):

Prayer that relates to the gospel connection you have made in your talk:



## presentation tips

1. Know your material. Do not read to your audience. Refer to your notecards or planning sheet and speak in a natural, relaxed way. Speak from the heart- let the holy spirit do its work!
2. Speak loudly and clearly enough for everybody to hear and do not speak too hurriedly or too slowly.
3. Use nonverbal language- such as movements, posture, facial expressions, and gestures- effectively while you practice and deliver your presentation. Be lively, but remain in control.
4. Maintain good eye contact.
5. Stay within the 3-7 minute time limit you were given for your presentation.