

Submarine Sandwich




Materials Needed

- Ham—pink construction paper
- Lettuce—green construction paper
- Tomato—red construction paper
- Cheese—orange construction paper
- Mayonnaise—white construction paper
- Mustard—yellow construction paper
- Bread—beige (top and bottom pieces)
- Brad to hold the submarine sandwich together
- Crayons/colored pencils/pens



Student Guidelines

1. On the top slice of bread, students will write the title of the book, the author, the illustrator (if applicable), the publisher, and the copyright date.
2. On the mustard, students will write a summary of the book, including the sequence of events for the reader to follow.
3. On the lettuce, students will describe the main characters in detail, including physical characteristics if applicable, their dispositions/personalities, their role in the book, and whether or not students might be friends with these characters in real life along with an explanation as to why or why not.
4. On the ham, students will describe the setting of the book.
5. On the cheese, students will describe the turning point, or climax, of the book.
6. On the tomato, students will list and define five unfamiliar words from the book.
7. On the mayonnaise, students will draw a picture of a specific scene in the book that depicts an understanding of the plot.
8. On the bottom slice of bread, students will write their name as "Written by . . ."
9. Hold each of the submarine sandwich ingredients together at one end with the brad.



Submarine Sandwich

(continued)

Stacking Order

Bread
(title, author, etc.)

Mustard
(summary, sequence)

Lettuce
(character analysis)


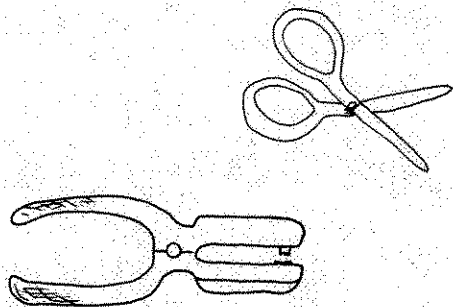
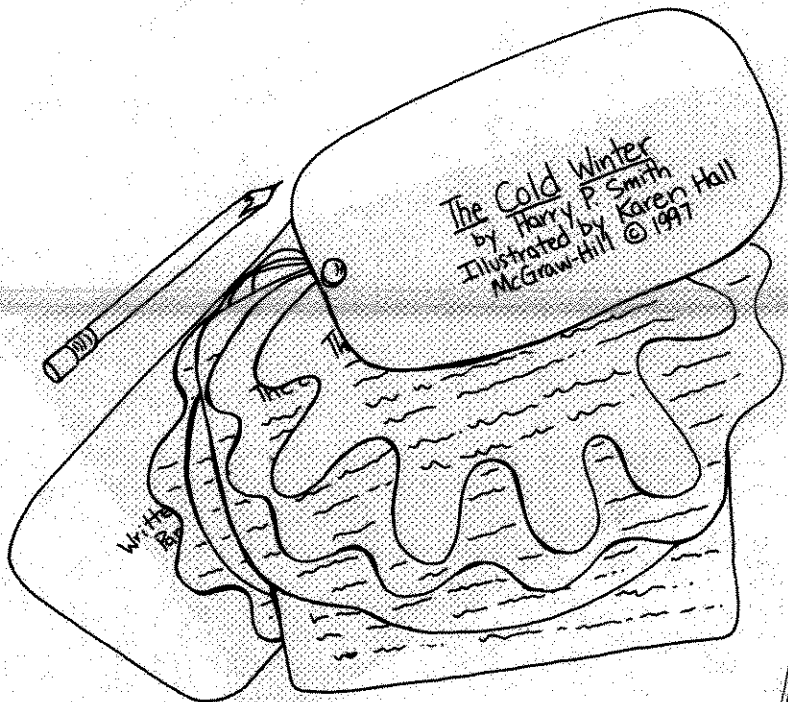
Ham
(setting)

Cheese
(turning point/climax)

Tomato
(vocabulary)

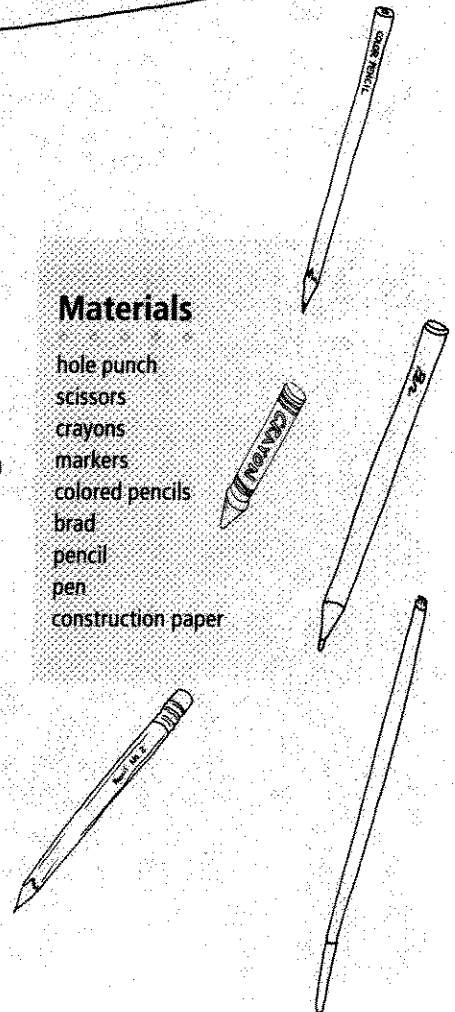
Mayonnaise
(scene illustration)

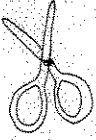
Bread
(student name)



Materials

- hole punch
- scissors
- crayons
- markers
- colored pencils
- brad
- pencil
- pen
- construction paper






Bread x 6


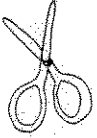
XXXX XXXX XXXX XXXX

(title, author, illustrator, publisher, copyright)
(student name)

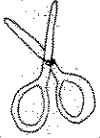


Mustard


(summary, sequence)



Letter



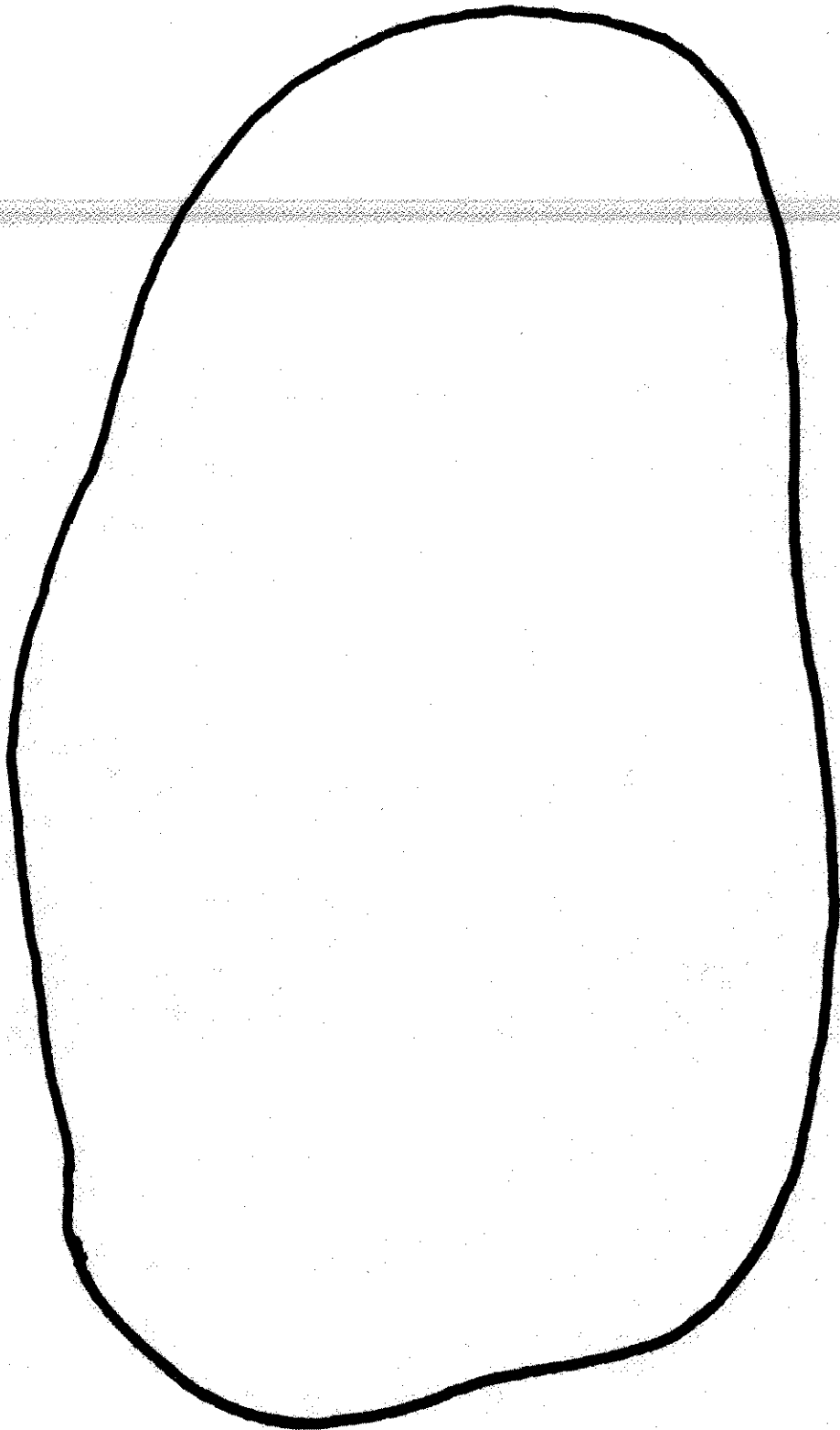
(character analysis: physical details, personality, role in book. Would they be your friend? Why? Why not?)



Ham




(setting description)



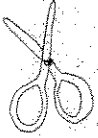
Cheese



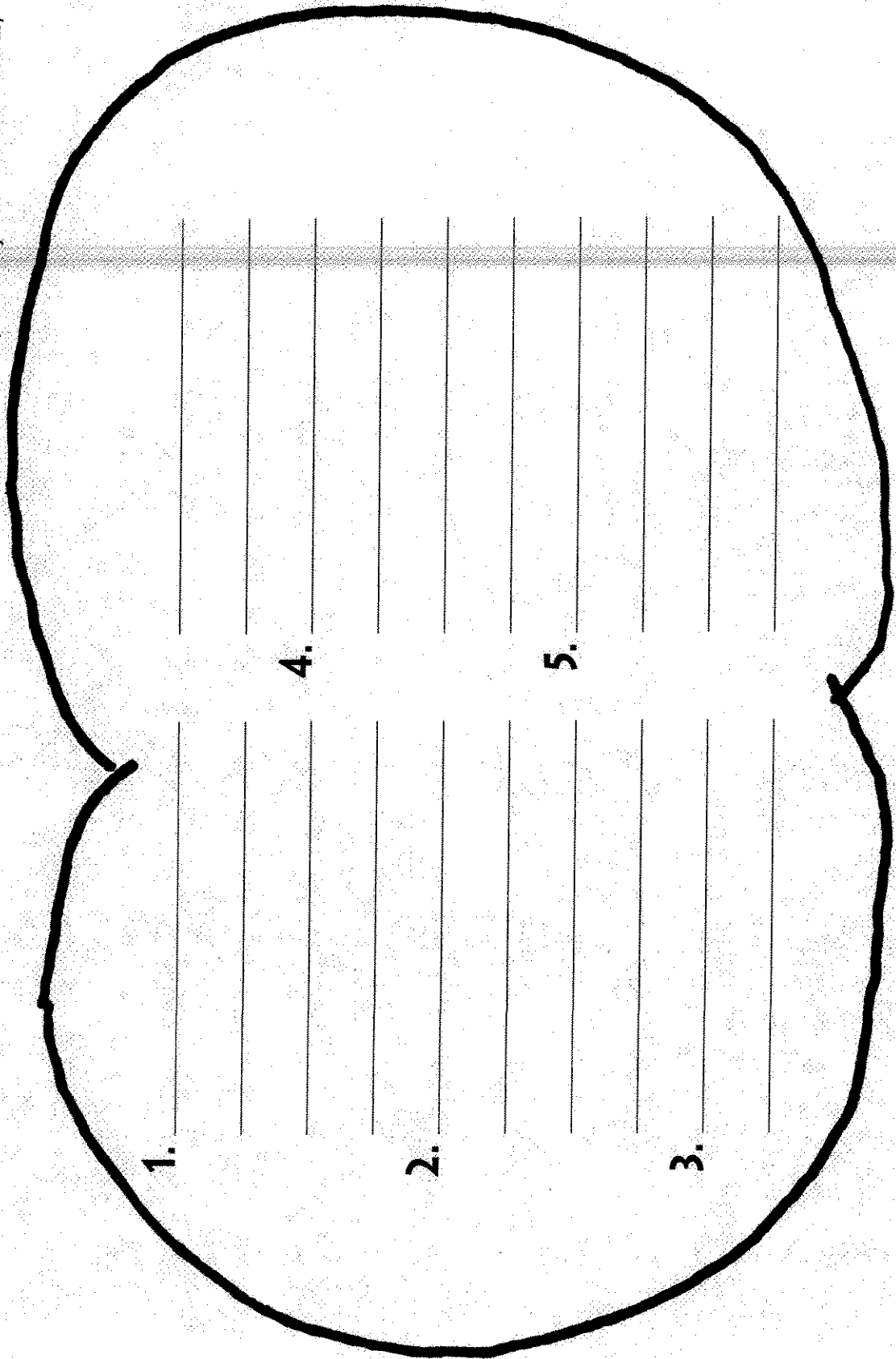
(turning point/climax description)



Tomato



(vocabulary—five unfamiliar words)



1. _____

2. _____

3. _____

4. _____

5. _____


4. _____

5. _____



Mayonnaise

(scene illustration—reflective of plot)





Bread x 2

(title, author, illustrator, publisher, copyright)
(student name)

