

First Days of School

Mr. Karnes

8-6-2010

7th Grade Social Studies

Agenda

- 1. Rules and Procedures
- 2. Discipline Plan
- 3. Classroom information sheet
- 4. Questions
- 5. Assignment



Rules and Procedures





Rules vs. Procedures

- *Rules and procedures are NOT the same thing.*
- **Rules** are directives that are designed to be followed to prevent something.
- **Procedures** are directions or actions that are taken to perform jobs or tasks.

Classroom Rules

- 1. Enter quietly and prepared to work.
- 2. Follow written and spoken directions the first time they are given.
- 3. Respect others and their things.
- 4. No profanity, back-talk, or derogatory (name calling) language.
- 5. Must use Finger Rules to communicate.



Classroom Procedures

- The procedures that are shown to you will direct your behavior to help you do your best in this class.
- The procedures teach you how to be in THIS class. I am going to teach you how to be in THIS class.



Starting each day with me

1. Enter the classroom ready and willing to work quietly.
2. Find and begin the Bellwork assignment
3. Have your materials for Social Studies class ready on your desk.
4. Review and check your work, prepare to hand in homework, and look ahead to today's lesson.

Bellwork



- Use one sheet of paper each week.
- Turn it in completed on Friday for a **100**.
- 4 days= 85 3 days= 70 1-2= 60
- *Students who do not turn in bellwork for the week will receive homework to make-up the grade.*

Heading your paper

- Use this heading on all assignments in the **top left corner** of your paper.
- **Name (First and last)**
- **Date**
- **Class period (4th)**
- **Assignment (pg. 10 questions)**



Writing



- You may print or use cursive
- Students may write with no. 2 or mechanical pencils. (*Students may not disrupt class to ask friends for pencil lead*)
- Blue ink or Black ink is acceptable



Finger Rules

Our class
communication.

Bathroom



Question



Sharpen pencil



Make-up Work



- Find the “We missed you” folder by the front door. Assignments for the previous day will be in there.
- It is the student’s Responsibility to get his or her make-up work. If it is not turned in within two days an incomplete will be recorded and the grade will drop by 5 points per day the assignment stays late.

Food, Gum, Candy, and Drinks


- Students will NOT eat in class.



- Water is the ONLY approved drink inside the classroom. The bottle must have a top.
- Students are not allowed to bring in coffee, sodas, Gatorade, or energy drinks.


Desk care

- The student desks are NOT:
 - 1. A pillow
 - 2. a notepad
 - 3. a place to draw art




Teacher things

- All items on the teacher's desk, podium, and filing cabinet are for the teacher's use only. Please be respectful.



Discipline Plan



Classroom Rules

- 1. Enter quietly and prepared to work.
- 2. Follow written and spoken directions the first time they are given.
- 3. Respect others and their things.
- 4. No profanity, back-talk, or derogatory (name calling) language.
- 5. Must use Finger Rules to communicate.



Consequences

- 1st time rule is broken: verbal reprimand (student will make up time it takes to correct behavior)
- 2nd time rule is broken: Parent called during class- 1 session morning tutoring (30 minutes)

Consequences

- 3rd time rule is broken: Parent called during class- 2 sessions morning tutoring
- 4th time rule is broken: Parent called and meeting scheduled. 3 sessions morning tutoring.
- **Severe Disruption: sent to office- Parent called.**

Levels of Development

- A= Anarchy
- Lowest level of behavior
- -absence of order
- -aimless and chaotic
- -absence of government
- *Anarchy is the fundamental enemy of civilization*



- B=Bossing/Bullying



- Neither appropriate nor acceptable level of classroom behavior.
- -bothers others
- -bullies others
- -breaks laws and makes own rules and standards.
- *Must be bossed to behave.*

- C=Cooperation/Conformity

- -considerate

- -complies


- -conforms to peer pressure

- *External motivation

- *This is an acceptable level of behavior.*



- D=Democracy (*highest level*)
- -displays self-discipline
- -demonstrates initiative
- -displays responsibility
- *Internal motivation
- The goal for all students



Classroom Information

What are we going to do in here?



Group Activity

- 1. Use the Levels of Behavior handout
- 2. Assign a level to each team member.
- 3. Each team member will write four behavior examples for their level. These will be things that happen at each that level, such as sleeping in class.
- 4. Select one team member to share your results with the class.
- 5. You have 30 minutes.